

Educator Preparation Institutional Report Card
for Performance on Required Content Knowledge and Pedagogy Tests

and

Responses to the First-Year Teacher Survey created by the
Alabama Association of Colleges for Teacher Education

for

Alabama Statewide

Administered by the
Alabama State Department of Education

September 2019

Report Card and Survey Information

Educator Preparation Institutional Report Card

Performance on Required Content Knowledge and Pedagogy Tests

To earn an Alabama educator certificate, based on completion of a traditional approach, an applicant must complete an approved program with a prescribed grade point average (GPA) and meet assessment requirements. Prior to September 1, 2018, assessment requirements included a written test of pedagogical knowledge, Principles of Learning and Teaching (PLT), and a Praxis content test specific to the teaching field or subject for which certification is sought. Effective September 1, 2018, edTPA, a performance assessment, replaced the PLT. No exceptions are made with regard to these requirements.

Responses to the First-Year Teacher Survey created by the

Alabama Association of Colleges for Teacher Education

Alabama Association of Colleges for Teacher Education members developed a survey to be administered electronically to first-year teachers who, during the 2017-2018 school year, completed an Alabama State Board of Education-approved undergraduate (Class B) or alternative master's degree (Class A) program leading to their first or initial Professional Educator Certificate. A companion survey was administered electronically to the employers of those first-year teachers. Data provided in this report include a summary of survey categories and the percentage of first-year teachers who strongly agreed, agreed, disagreed, or strongly disagreed that their program prepared them to teach successfully. The data also provide the percentage of employers who rated their first-year teachers as teacher leader, effective teacher, emerging teacher, or ineffective teacher.

Educator Preparation Institutional Report Card
Performance on Required Content Knowledge and Pedagogy
Alabama Statewide - Program Information

Program Approval & Accreditation

Programs Are Approved **26 of 26**

Programs Are Accredited **20 of 26**

Number of Class B Certificates Earned

2,321

Number of Class A Certificates Earned

491

Nationally Recognized Programs

Class B See individual schools

Class A See individual schools

Educator Preparation Institutional Report Card
 Performance on Required Content Knowledge and Pedagogy
 Alabama Statewide - Class B - Principles of Teaching and Learning

* - Information not reported for less than five test takers
 X - Either an inactive program or no program in the specific area

Subject	Subtest	Number of Test Takers	Number Passed After One Attempt	Percent Passed After One Attempt	Number Passed After Two Attempts	Percent Passed After Two Attempts	Number Passed After Three+ Attempts	Percent Passed After Three+ Attempts
Career & Technical Educa..	Career & Technical Education	22	22	100%	0	0%	0	0%
Early Childhood Education	Early Childhood Education	368	365	99%	3	1%	0	0%
Elementary Education	Elementary Education	903	888	98%	12	1%	3	1%
English Language Arts	English Language Arts	81	75	93%	5	6%	1	1%
Health/Physical Education	Health/Physical Education	88	71	81%	10	11%	7	8%
Languages Other Than En..	Languages Other Than English	8	8	100%	0	0%	0	0%
Mathematics	Mathematics	59	53	90%	4	7%	2	3%
Performing Arts	Performing Arts	98	93	95%	4	4%	1	1%
Sciences	Sciences	39	37	95%	2	5%	0	0%
Social Studies	Social Studies	104	101	97%	3	3%	0	0%
Special Education	Special Education	373	358	96%	14	4%	1	0%

Program Approval & Accreditation

Programs Are Approved **26 of ..**
 Programs Are Accredited **20 of ..**

Number of Class B Certificates Earned

2,321

Nationally Recognized Programs

Class B See individual schools

Educator Preparation Institutional Report Card
 Performance on Required Content Knowledge and Pedagogy
 Alabama Statewide - Class B - IN ED Praxis Content Tests

* - Information not reported for less than five test takers
 X - Either an inactive program or no program in the specific area

Subject	Subtest	Number of Test Takers	Number Passed After One Attempt	Percent Passed After One Attempt	Number Passed After Two Attempts	Percent Passed After Two Attempts	Number Passed After Three+ Attempts	Percent Passed After Three+ Attempts
Early Childhood Education	Early Childhood Education	409	376	92%	21	5%	12	3%
	Teaching of Reading	409	360	88%	32	8%	17	4%
Elementary Education	Multiple Subjects: Reading	947	716	75%	140	15%	93	10%
	Teaching of Reading	947	826	88%	69	7%	52	5%
Health/Physical Education	Health/Physical Education	113	101	89%	10	9%	2	2%
Special Education	Core Knowledge/Application	376	356	94%	17	5%	3	1%
	Early Childhood Education	75	72	96%	1	1%	2	3%
	Multiple Subjects: Reading	279	196	70%	47	17%	36	13%

Program Approval & Accreditation

Programs Are Approved **26 of ..**
 Programs Are Accredited **20 of ..**

Number of Class B Certificates Earned

2,321

Nationally Recognized Programs

Class B See individual schools

Educator Preparation Institutional Report Card
 Performance on Required Content Knowledge and Pedagogy
 Alabama Statewide - Class B - NOT IN ED Praxis Content Tests

* - Information not reported for less than five test takers
 X - Either an inactive program or no program in the specific area

Subject	Subtest	Number of Test Takers	Number Passed After One Attempt	Percent Passed After One Attempt	Number Passed After Two Attempts	Percent Passed After Two Attempts	Number Passed After Three+ Attempts	Percent Passed After Three+ Attempts
Career & Technical Educa..	Career & Technical Education	19	17	89%	0	0%	2	11%
Elementary Education	Multiple Subjects: Mathematics	948	787	83%	85	9%	76	8%
	Multiple Subjects: Science	946	728	77%	137	14%	84	9%
	Multiple Subjects: Social Studies	947	702	74%	149	16%	96	10%
English Language Arts	English Language Arts	81	81	100%	0	0%	0	0%
Languages Other Than En..	Languages Other Than English	7	5	71%	0	0%	2	29%
Mathematics	Mathematics	57	32	56%	12	21%	13	23%
Performing Arts	Performing Arts	104	97	93%	2	2%	5	5%
Sciences	Sciences	41	32	78%	2	5%	7	17%
Social Studies	Social Studies	110	73	67%	18	16%	19	17%
Special Education	Multiple Subjects: Mathematics	278	236	85%	25	9%	17	6%
	Multiple Subjects: Science	278	211	76%	38	14%	29	10%
	Multiple Subjects: Social Studies	278	209	75%	41	15%	28	10%

Program Approval & Accreditation

Programs Are Approved **26 of ..**
 Programs Are Accredited **20 of ..**

Number of Class B Certificates Earned

2,321

Nationally Recognized Programs

Class B See individual schools

Educator Preparation Institutional Report Card
 Performance on Required Content Knowledge and Pedagogy
 Alabama Statewide - Class B - edTPA

* - Information not reported for less than five test takers
 X - Either an inactive program or no program in the specific area

Subject	Subtest	Number of Test Takers	Number Passed After One Attempt	Percent Passed After One Attempt	Number Passed After Two Attempts	Percent Passed After Two Attempts	Number Passed After Three+ Attempts	Percent Passed After Three+ Attempts
Career & Technical Educa..	Career & Technical Education	11	11	100%	0	0%	0	0%
Early Childhood Education	Early Childhood	29	29	100%	0	0%	0	0%
Elementary Education	Elementary	386	367	95%	19	5%	0	0%
Languages Other Than En..	World Language	7	4	57%	1	14%	2	29%
Performing Arts Education	Performing Arts/Visual Arts	61	61	100%	0	0%	0	0%
Secondary English Langug..	English Language Arts	23	23	100%	0	0%	0	0%
Secondary General Social ..	Geography/History/General Soci..	44	43	98%	0	0%	1	2%
Secondary Mathematics	Mathematics	29	29	100%	0	0%	0	0%
Secondary Physical Educa..	Physical Education/Health	35	33	94%	2	6%	0	0%
Secondary Science	Biology/Chemistry/General Scien..	22	22	100%	0	0%	0	0%
Special Education	Special Education	43	43	100%	0	0%	0	0%

Program Approval & Accreditation

Programs Are Approved **26 of ..**
 Programs Are Accredited **20 of ..**

Number of Class B Certificates Earned

2,321

Nationally Recognized Programs

Class B See individual schools

Educator Preparation Institutional Report Card
 Performance on Required Content Knowledge and Pedagogy
 Alabama Statewide - Alternative Class A - Principles of Teaching and Learning

* - Information not reported for less than five test takers
 X - Either an inactive program or no program in the specific area

Subject	Subtest	Number of Test Takers	Number Passed After One Attempt	Percent Passed After One Attempt	Number Passed After Two Attempts	Percent Passed After Two Attempts	Number Passed After Three+ Attempts	Percent Passed After Three+ Attempts
Career & Technical Educa..	Career & Technical Education	*	*	*	*	*	*	*
Early Childhood Education	Early Childhood Education	53	49	92%	3	6%	1	2%
Elementary Education	Elementary Education	81	80	99%	1	1%	0	0%
English for Speakers of Ot..	English for Speakers of Other La..	5	5	100%	0	0%	0	0%
English Language Arts	English Language Arts	47	47	100%	0	0%	0	0%
Health/Physical Education	Health/Physical Education	23	19	82%	2	9%	2	9%
Languages Other Than En..	Languages Other Than English	5	5	100%	0	0%	0	0%
Mathematics	Mathematics	28	25	89%	3	11%	0	0%
Performing Arts	Performing Arts	19	18	95%	1	5%	0	0%
Sciences	Sciences	32	32	100%	0	0%	0	0%
Social Studies	Social Studies	38	37	97%	0	0%	1	3%
Special Education	Special Education	30	27	90%	2	7%	1	3%

Program Approval & Accreditation

Programs Are Approved **26 of ..**
 Programs Are Accredited **20 of ..**

Number of Class A Certificates Earned

491

Nationally Recognized Programs

Class A See individual schools

Educator Preparation Institutional Report Card
 Performance on Required Content Knowledge and Pedagogy
 Alabama Statewide - Alternative Class A - IN ED Praxis Content Tests

* - Information not reported for less than five test takers
 X - Either an inactive program or no program in the specific area

Subject	Subtest	Number of Test Takers	Number Passed After One Attempt	Percent Passed After One Attempt	Number Passed After Two Attempts	Percent Passed After Two Attempts	Number Passed After Three+ Attempts	Percent Passed After Three+ Attempts
Early Childhood Education	Early Childhood Education	63	53	84%	8	13%	2	3%
	Teaching of Reading	62	53	84%	4	6%	6	10%
Elementary Education	Multiple Subjects: Reading	96	77	81%	11	11%	8	8%
	Teaching of Reading	96	84	88%	9	9%	3	3%
Health/Physical Education	Health/Physical Education	26	21	81%	4	15%	1	4%
Special Education	Core Knowledge/Application	45	43	96%	1	2%	1	2%
	Early Childhood Education	*	*	*	*	*	*	*
	Multiple Subjects: Reading	33	26	79%	3	9%	4	12%

Program Approval & Accreditation

Programs Are Approved **26 of ..**
 Programs Are Accredited **20 of ..**

Number of Class A Certificates Earned

491

Nationally Recognized Programs

Class A See individual schools

Educator Preparation Institutional Report Card
 Performance on Required Content Knowledge and Pedagogy
 Alabama Statewide - Alternative Class A - NOT IN ED Praxis Content Tests

* - Information not reported for less than five test takers
 X - Either an inactive program or no program in the specific area

Subject	Subtest	Number of Test Takers	Number Passed After One Attempt	Percent Passed After One Attempt	Number Passed After Two Attempts	Percent Passed After Two Attempts	Number Passed After Three+ Attempts	Percent Passed After Three+ Attempts
Career & Technical Educa..	Career & Technical Education	*	*	*	*	*	*	*
Elementary Education	Multiple Subjects: Mathematics	96	73	76%	14	15%	9	9%
	Multiple Subjects: Science	96	85	88%	8	8%	3	3%
	Multiple Subjects: Social Studies	96	85	89%	5	5%	6	6%
English Language Arts	English Language Arts	55	51	92%	2	4%	2	4%
Languages Other Than En..	Languages Other Than English	8	4	50%	2	25%	2	25%
Mathematics	Mathematics	30	16	54%	4	13%	10	33%
Performing Arts	Performing Arts	23	16	70%	3	13%	4	17%
Sciences	Sciences	37	28	76%	2	5%	7	19%
Social Studies	Social Studies	42	30	72%	6	14%	6	14%
Special Education	Multiple Subjects: Mathematics	33	27	82%	5	15%	1	3%
	Multiple Subjects: Science	33	29	88%	2	6%	2	6%
	Multiple Subjects: Social Studies	33	26	79%	3	9%	4	12%

Program Approval & Accreditation

Programs Are Approved **26 of ..**
 Programs Are Accredited **20 of ..**

Number of Class A Certificates Earned

491

Nationally Recognized Programs

Class A See individual schools

Educator Preparation Institutional Report Card
 Performance on Required Content Knowledge and Pedagogy
 Alabama Statewide - Alternative Class A - edTPA

* - Information not reported for less than five test takers
 X - Either an inactive program or no program in the specific area

Subject	Subtest	Number of Test Takers	Number Passed After One Attempt	Percent Passed After One Attempt	Number Passed After Two Attempts	Percent Passed After Two Attempts	Number Passed After Three+ Attempts	Percent Passed After Three+ Attempts
Career & Technical Educa..	Career & Technical Education	*	*	*	*	*	*	*
Early Childhood Education	Early Childhood	17	16	94%	1	6%	0	0%
Elementary Education	Elementary	36	35	97%	1	3%	0	0%
English for Speakers of Ot..	English as an Additional Language	10	10	100%	0	0%	0	0%
Languages Other Than En..	World Language	*	*	*	*	*	*	*
Performing Arts Education	Performing Arts/Visual Arts	21	21	100%	0	0%	0	0%
Secondary English Langug..	English Language Arts	21	21	100%	0	0%	0	0%
Secondary General Social ..	Geography/History/General Soci..	23	22	96%	1	4%	0	0%
Secondary Mathematics	Mathematics	11	11	100%	0	0%	0	0%
Secondary Physical Educa..	Physical Education/Health	11	10	91%	1	9%	0	0%
Secondary Science	Biology/Chemistry/General Scien..	17	17	100%	0	0%	0	0%
Special Education	Special Education	27	27	100%	0	0%	0	0%

Program Approval & Accreditation

Programs Are Approved **26 of ..**
 Programs Are Accredited **20 of ..**

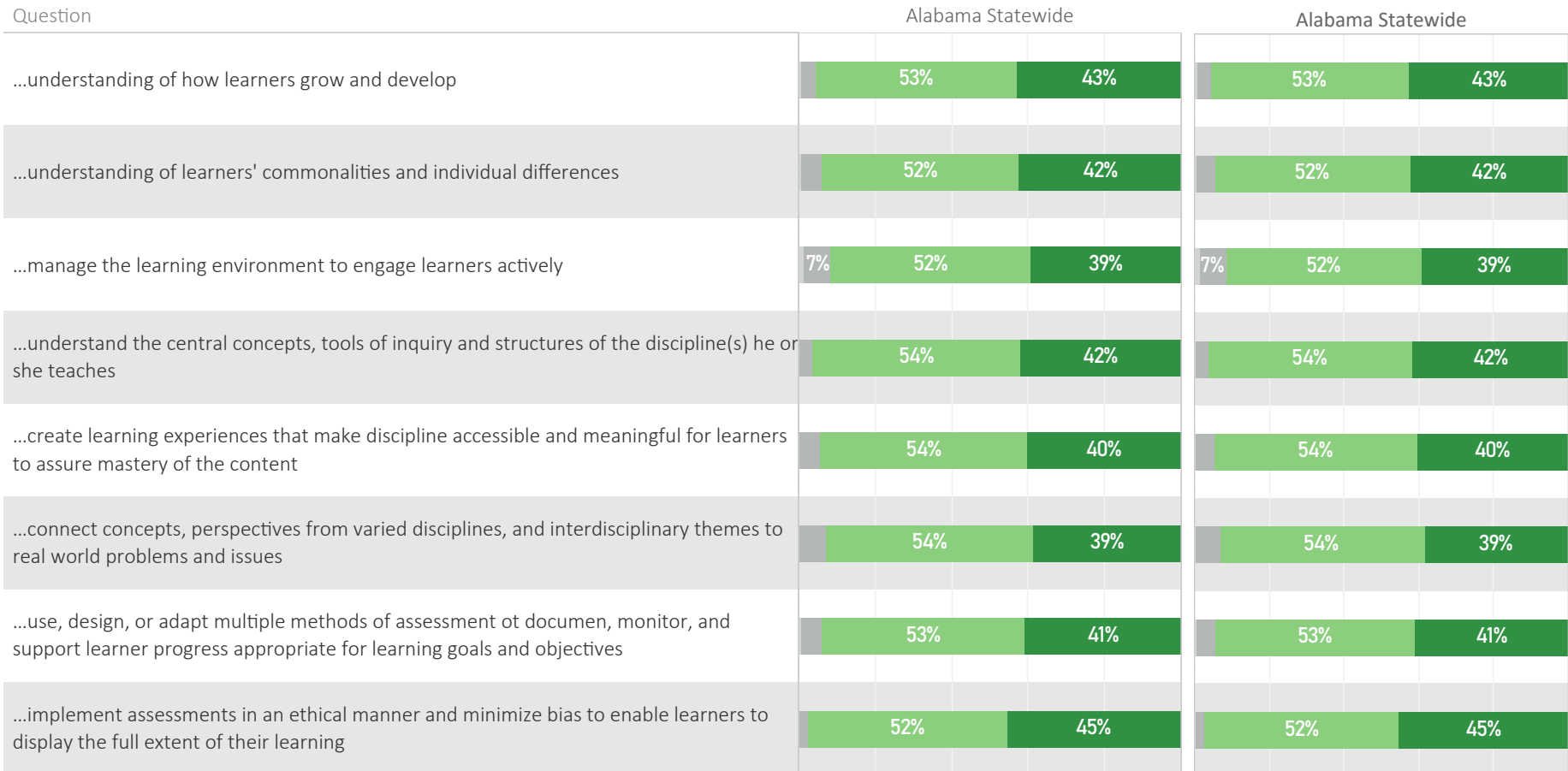

Number of Class A Certificates Earned

491

Nationally Recognized Programs

Class A See individual schools

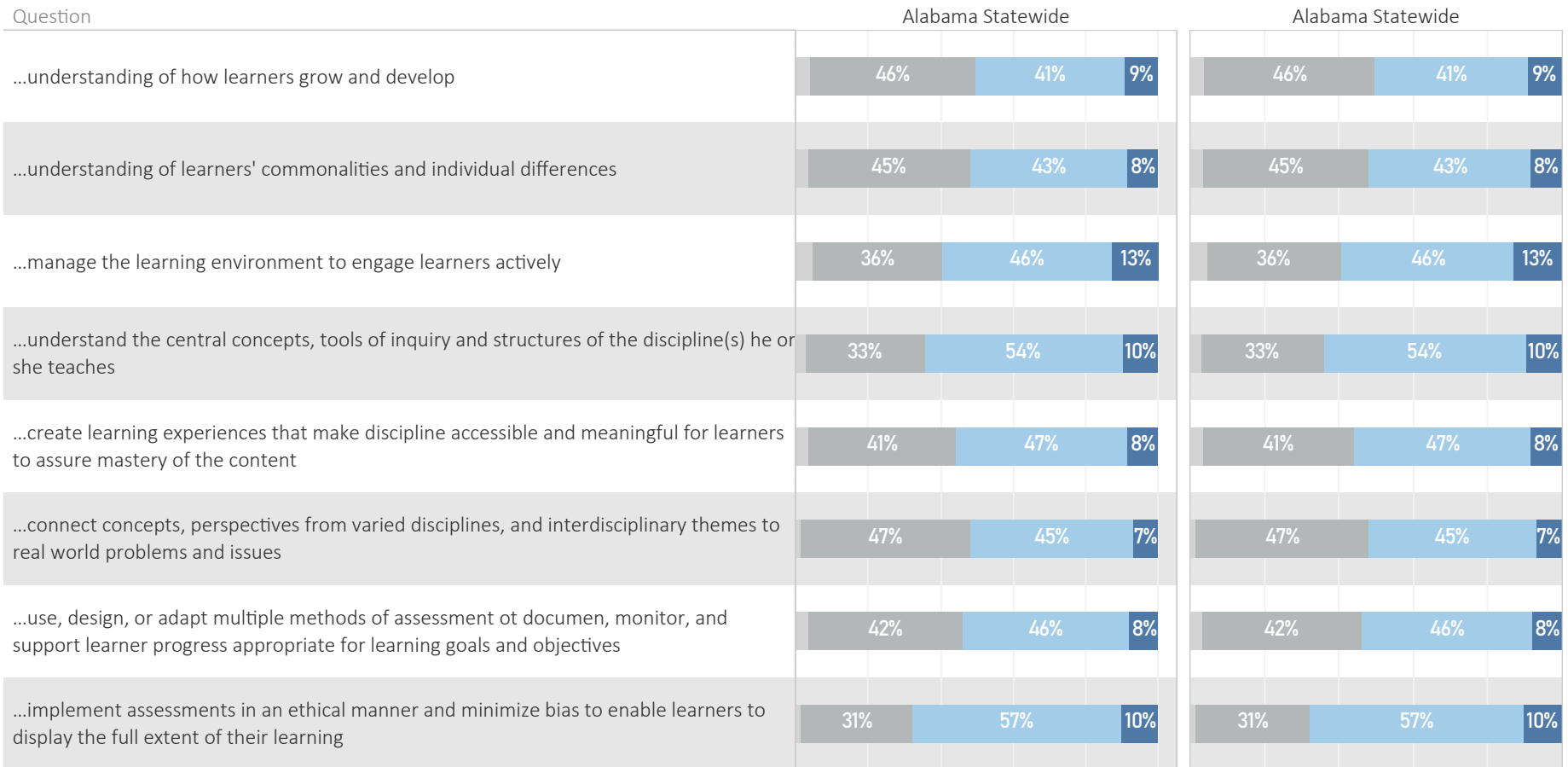
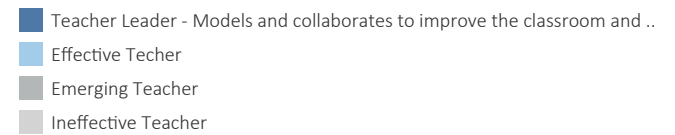
Responses to the First-Year Teacher Survey created by the
Alabama Association of Colleges for Teacher Education
Alabama Statewide - Teacher Response



Question	Alabama Statewide				Alabama Statewide			
...plan instruction based on information from formative and summative assessments as well as other sources and systematically adjust plans to meet each student's learning needs			53%	43%			53%	43%
...understand and use a variety of instructional strategies and make learning accessible to all learners			50%	47%			50%	47%
...encourage learners to develop deep understanding of content areas, make connections across content, and apply content knowledge in meaningful ways			52%	44%			52%	44%
...use evidence to continually evaluate the effects of my decisions on others and adapt my professional practices to better meet learners' needs			55%	41%			55%	41%
...practice the profession in an ethical manner			38%	62%			38%	62%
...collaborate with others to build a positive learning climate marked by respect, rigor, and responsibility			43%	54%			43%	54%
...engage learners in critical thinking, creativity, collaboration, and communication to address authentic local and global issues			49%	46%			49%	46%
...use assessment to engage learners in their own growth			53%	41%			53%	41%
...select, create, and sequence learning experiences and performance tasks that support learners in reaching rigorous curriculum goals based on content standards and cross-disciplinary skills			55%	39%			55%	39%
...plan instruction by collaborating with colleagues, specialists, community resources, families and learners to meet individual learning needs			51%	44%			51%	44%

Question	Alabama Statewide			Alabama Statewide		
...engage in continuous professional learning to more effectively meet the needs of each learner		50%	47%		50%	47%
...collaborate with learners, families, colleagues, other school professionals, and community members to ensure learner growth.		51%	44%		51%	44%
...seek appropriate leadership roles and opportunities that would allow me to take responsibility for student learning and to advance in the profession		54%	40%		54%	40%
...has deep knowledge of current and emerging state initiatives and programs including, but not limited to the Alabama Reading Initiative (ARI); the Alabama Math, Science and Technology Initiative (AMSTI); Alabama Learning Exchange (ALEX); and Alabama Connecti..	14%	48%	37%	14%	48%	37%
...possesses knowledge of Alabama's state assessment system	18%	51%	29%	18%	51%	29%
...integrates Alabam-wide programs and initiatives into the curriculum and instructional process.	13%	56%	29%	13%	56%	29%
...communicates with students, parents, and the public about Alabama's assessment system and major Alabama educational improvement initiatives.	20%	50%	28%	20%	50%	28%
...understands the expectations of the profession including the Alabama Educator Code of Ethics, the NASDTEC Model of Code of Ethics for Educators (MCEE), professional standards of practice, and relevant law and policy.	8%	53%	39%	8%	53%	39%

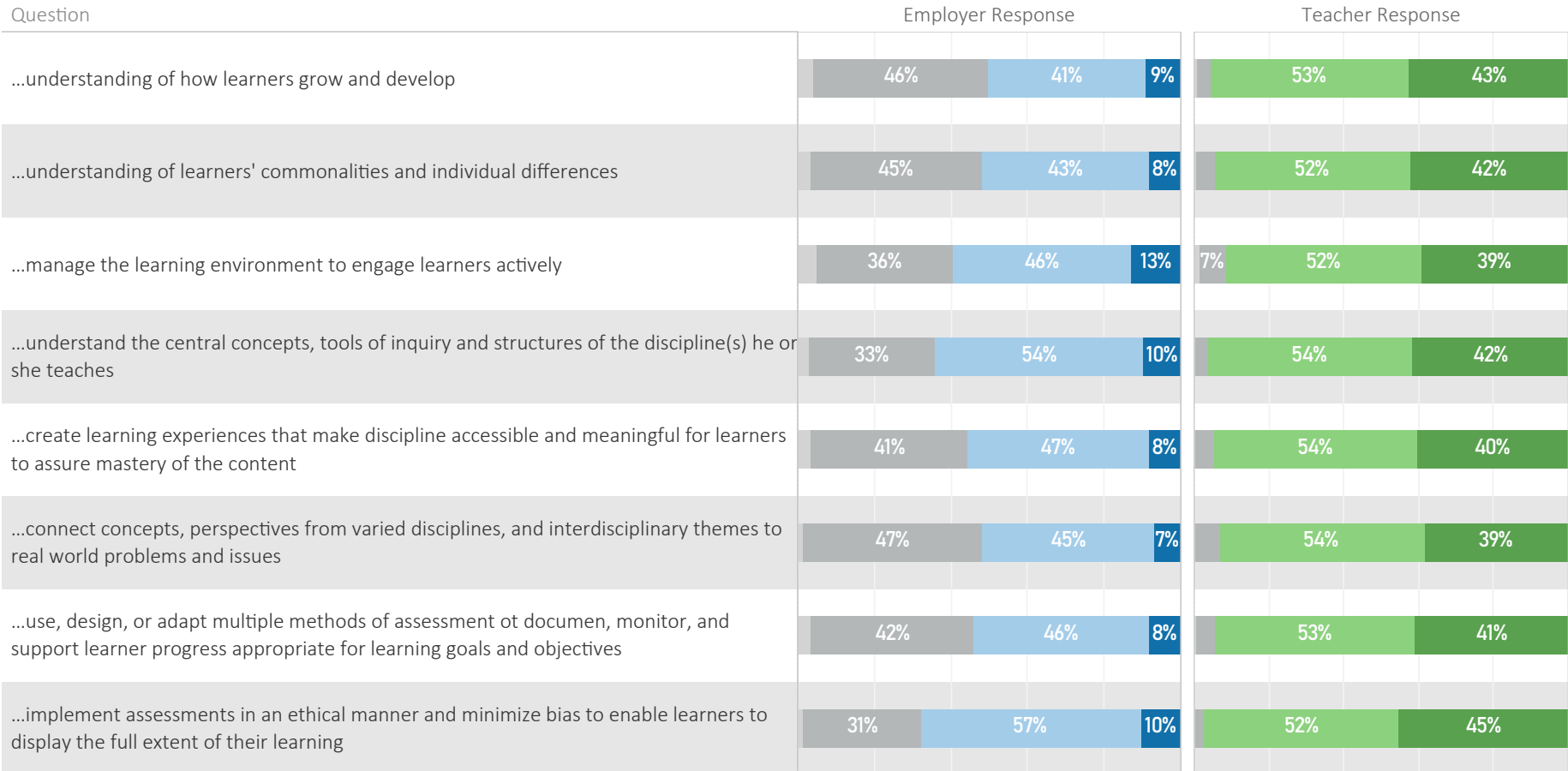
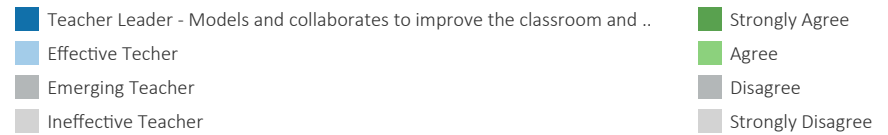
Responses to the First-Year Teacher Survey created by the
Alabama Association of Colleges for Teacher Education
Alabama Statewide - Employer Responses



Question	Alabama Statewide			Alabama Statewide		
...plan instruction based on information from formative and summative assessments as well as other sources and systematically adjust plans to meet each student's learning needs	53%	33%	10%	53%	33%	10%
...understand and use a variety of instructional strategies and make learning accessible to all learners	37%	48%	12%	37%	48%	12%
...encourage learners to develop deep understanding of content areas, make connections across content, and apply content knowledge in meaningful ways	43%	45%	9%	43%	45%	9%
...use evidence to continually evaluate the effects of my decisions on others and adapt my professional practices to better meet learners' needs	43%	45%	9%	43%	45%	9%
...practice the profession in an ethical manner	14%	66%	18%	14%	66%	18%
...collaborate with others to build a positive learning climate marked by respect, rigor, and responsibility	32%	54%	11%	32%	54%	11%
...engage learners in critical thinking, creativity, collaboration, and communication to address authentic local and global issues	44%	42%	11%	44%	42%	11%
...use assessment to engage learners in their own growth	41%	46%	11%	41%	46%	11%
...select, create, and sequence learning experiences and performance tasks that support learners in reaching rigorous curriculum goals based on content standards and cross-disciplinary skills	40%	47%	9%	40%	47%	9%
...plan instruction by collaborating with colleagues, specialists, community resources, families and learners to meet individual learning needs	37%	50%	11%	37%	50%	11%

Question	Alabama Statewide			Alabama Statewide		
...engage in continuous professional learning to more effectively meet the needs of each learner	34%	54%	9%	34%	54%	9%
...collaborate with learners, families, colleagues, other school professionals, and community members to ensure learner growth.	37%	49%	11%	37%	49%	11%
...seek appropriate leadership roles and opportunities that would allow me to take responsibility for student learning and to advance in the profession	43%	43%	10%	43%	43%	10%
...has deep knowledge of current and emerging state initiatives and programs including, but not limited to the Alabama Reading Initiative (ARI); the Alabama Math, Science and Technology Initiative (AMSTI); Alabama Learning Exchange (ALEX); and Alabama Connecti..	56%	34%		56%	34%	
...possesses knowledge of Alabama's state assessment system	47%	43%	8%	47%	43%	8%
...integrates Alabam-wide programs and initiatives into the curriculum and instructional process.	49%	41%	7%	49%	41%	7%
...communicates with students, parents, and the public about Alabama's assessment system and major Alabama educational improvement initiatives.	51%	38%	6%	51%	38%	6%
...understands the expectations of the profession including the Alabama Educator Code of Ethics, the NASDTEC Model of Code of Ethics for Educators (MCEE), professional standards of practice, and relevant law and policy.	33%	55%	11%	33%	55%	11%

Responses to the First-Year Teacher Survey created by the Alabama Association of Colleges for Teacher Education
Alabama Statewide - Employer and Teacher Responses



Question	Employer Response			Teacher Response	
...plan instruction based on information from formative and summative assessments as well as other sources and systematically adjust plans to meet each student's learning needs	53%	33%	10%	53%	43%
...understand and use a variety of instructional strategies and make learning accessible to all learners	37%	48%	12%	50%	47%
...encourage learners to develop deep understanding of content areas, make connections across content, and apply content knowledge in meaningful ways	43%	45%	9%	52%	44%
...use evidence to continually evaluate the effects of my decisions on others and adapt my professional practices to better meet learners' needs	43%	45%	9%	55%	41%
...practice the profession in an ethical manner	14%	66%	18%	38%	62%
...collaborate with others to build a positive learning climate marked by respect, rigor, and responsibility	32%	54%	11%	43%	54%
...engage learners in critical thinking, creativity, collaboration, and communication to address authentic local and global issues	44%	42%	11%	49%	46%
...use assessment to engage learners in their own growth	41%	46%	11%	53%	41%
...select, create, and sequence learning experiences and performance tasks that support learners in reaching rigorous curriculum goals based on content standards and cross-disciplinary skills	40%	47%	9%	55%	39%
...plan instruction by collaborating with colleagues, specialists, community resources, families and learners to meet individual learning needs	37%	50%	11%	51%	44%

