

Educator Preparation Institutional Report Card  
*for Performance on Required Content Knowledge and Pedagogy Tests*  
and

*Responses to the First & Second Year Teacher Survey created by the*  
Alabama Association of Colleges for Teacher Education  
for

University of South Alabama

Administered by the  
Alabama State Department of Education

September 2024

**Disclaimer:**

Section I: Certificates Issued

The candidates presented as completers represent individuals who completed a program within the past 60 calendar months that applied for and received their professional certificate within the 2022-2023 academic year.

Section II: Assessment Pass Rates

The test takers in this section are those individuals who completed assessments during the 2022-2023 academic year. These individuals may be completers who were recommended for certification during this period; however, they may still be currently enrolled candidates in programs. The individuals listed as certified are not necessarily the same individuals listed in this section.

Section III: Survey Results

The program completers who did this survey are a part of the Alabama Teacher Mentoring Program (ATMP). The completers self-identify. They may be individuals who completed programs within any timeframe. The only requirement is that these individuals have less than two years of professional teaching experience.

## Report Card and Survey Information

Educator Preparation Institutional Report Card  
Performance on Required Content Knowledge and Pedagogy

To earn an Alabama educator certificate, based on completion of a traditional approach, an applicant must complete an approved program with a prescribed grade point average (GPA) and meet assessment requirements. Prior to September 1, 2018, assessment requirements included a written test of pedagogical knowledge, Principles of Learning and Teaching (PLT), and Praxis content test specific to the teaching field or subject for which certification is sought. Effective September 1, 2018, edTPA, a performance assessment, replaced the PLT. No exceptions are made with regard to these requirements.

*Response to the First & Second Year Teacher Survey created by the*  
Alabama Association of Colleges for Teacher Education

*Historically:*

Alabama Association of Colleges for Teacher Education members developed a survey to be administered electronically to first-year teachers who, during the 2017-2018 school year, completed an Alabama State Board of education-approved undergraduate (Class B) or alternative master's degree (Class A) program leading to their first or initial Professional Educator Certificate. A companion survey was administered electronically to the employers of those first-year teachers.

*Currently:*

Data provided in this report include a summary of survey categories and the percentage of first and second year teachers who strongly agreed, agreed, disagreed, or strongly disagreed that their program prepared them to teach successfully. The data also provide the percentage of employers who rated their first and second year teachers as teacher leader, effective teacher, emerging teacher, or ineffective teacher.

# **Section I: Certificates Issued**

Educator Preparation Institutional Report Card  
 Performance on Required Content Knowledge and Pedagogy

**University of South Alabama - Program Information**

Program Approval & Accreditation

College	Accredited/Approved	Status
University of South Alabama	Accredited	Yes
University of South Alabama	Approved	Yes

Total # of Certificates Earned

Program	Sum of Total Earned
Class A	35
Class B	100
<b>Total</b>	<b>135</b>

Nationally Recognized Programs

Concentration	Program	Recognized by
Music Education	Class A	National Association for Schools of Music
Music Education	Class B	National Association for Schools of Music
School Counselor	Class A	Council for Accreditation of Counseling and Related Educational Programs

## **Section II: Assessment Pass Rates**

# Educator Preparation Institutional Report Card

Performance on Required Content Knowledge and Pedagogy

## University of South Alabama - Bachelor's - Principle of Learning and Teaching

\* - Information not reported for less than five test takers

# of Class B Certificates Earned

# 100

### Program Approval & Accreditation

Accredited/Approved Status

Accredited Yes

Approved Yes

---

Test Heading	Subtest	Total Test Takers	Passed After 1 Attempt	Passed After 1 Attempts %	Passed After 2 Attempts	Passed After 2 Attempts %	Passed After 3 Attempts %	Passed After 3+ Attempts
--------------	---------	-------------------	------------------------	---------------------------	-------------------------	---------------------------	---------------------------	--------------------------

### Nationally Recognized Programs

Program Concentration Recognized by

---

Class B Music Education National Association for Schools of Music

## Educator Preparation Institutional Report Card

Performance on Required Content Knowledge and Pedagogy

**University of South Alabama - Bachelor's - NOT IN ED Praxis Content Tests**

\* - Information not reported for less than five test takers

# of Class B Certificates Earned

# 100

Program Approval & Accreditation

Accredited/Approved Status

Accredited Yes

Approved Yes

Test Heading	Subtest	Total Test Takers	Passed After 1 Attempt	Passed After 1 Attempts %	Passed After 2 Attempts	Passed After 2 Attempts %	Passed After 3+ Attempts	Passed After 3 Attempts %
Elementary Education	Multiple Subjects: Mathematics	53	38	72%	11	21%	4	8%
Elementary Education	Multiple Subjects: Science	50	26	52%	8	16%	16	32%
Elementary Education	Multiple Subjects: Social Studies	54	32	59%	17	31%	5	9%
English Language Arts	English Language Arts	8	6	75%	1	13%	1	13%
Mathematics	Mathematics	*	*	*	*	*	*	*
Performing Arts	Performing Arts	6	4	67%	1	17%	1	17%
Sciences	Sciences	*	*	*	*	*	*	*
Social Studies	Social Studies	6	4	67%	0	0%	2	33%
Special Education	Multiple Subjects: Mathematics	10	8	80%	1	10%	1	10%
Special Education	Multiple Subjects: Science	9	6	67%	2	22%	1	11%
Special Education	Multiple Subjects: Social Studies	10	6	60%	1	10%	3	30%

## Nationally Recognized Programs

Program Concentration Recognized by

Class B Music Education National Association for Schools of Music

# Educator Preparation Institutional Report Card

Performance on Required Content Knowledge and Pedagogy

## University of South Alabama - Bachelor's - IN ED Praxis Content Tests

\* - Information not reported for less than five test takers

# of Class B Certificates Earned

# 100

### Program Approval & Accreditation

Accredited/Approved Status

Accredited Yes

Approved Yes

Test Heading	Subtest	Total Test Takers	Passed After 1 Attempt	Passed After 1 Attempts %	Passed After 2 Attempts	Passed After 2 Attempts %	Passed After 3+ Attempts	Passed After 3 Attempts %
Early Childhood Education	Early Childhood Education	*	*	*	*	*	*	*
Early Childhood Education	Teaching Reading	*	*	*	*	*	*	*
Elementary Education	Multiple Subjects: Reading	6	4	67%	1	17%	1	17%
Elementary Education	Teaching of Reading	39	29	74%	7	18%	3	8%
Health/Physical Education	Health/Physical Education	*	*	*	*	*	*	*
Special Education	Core Knowledge/ Application	11	11	100%	0	0%	0	0%
Special Education	Multiple Subjects: Reading	*	*	*	*	*	*	*

### Nationally Recognized Programs

Program Concentration Recognized by

Class B Music Education National Association for Schools of Music



## Educator Preparation Institutional Report Card

Performance on Required Content Knowledge and Pedagogy

### University of South Alabama - Bachelor's - Foundations of Reading

\* - Information not reported for less than five test takers

# of Class B Certificates Earned

# 100

## Program Approval & Accreditation

Accredited/Approved Status

Accredited Yes

Approved Yes

Test Heading	Subtest	Total Test Takers	Passed After 1 Attempt	Passed After 1 Attempts %	Passed After 2 Attempts	Passed After 2 Attempts %	Passed After 3+ Attempts	Passed After 3 Attempts %
Foundations of Reading	Foundations of Reading	18	16	89%	1	6%	1	6%

## Nationally Recognized Programs

Program Concentration Recognized by

Class B Music Education National Association for Schools of Music

## Educator Preparation Institutional Report Card

Performance on Required Content Knowledge and Pedagogy

**University of South Alabama - Bachelor's - edTPA**

\* - Information not reported for less than five test takers

# of Class B Certificates Earned

# 100

Program Approval & Accreditation

Accredited/Approved Status

Accredited Yes

Approved Yes

Test Heading	Subtest	Total Test Takers	Passed After 1 Attempt	Passed After 1 Attempts %	Passed After 2 Attempts	Passed After 2 Attempts %	Passed After 3+ Attempts	Passed After 3 Attempts %
Elementary Education	Elementary Education	56	55	98%	1	2%	0	0%
English Language Arts	English Language Arts	9	8	89%	1	11%	0	0%
Health/Physical Education	Health/Physical Education	*	*	*	*	*	*	*
Mathematics	Mathematics	*	*	*	*	*	*	*
Performing Arts	Performing Arts	7	7	100%	0	0%	0	0%
Sciences	Sciences	*	*	*	*	*	*	*
Social Studies	Social Studies	7	7	100%	0	0%	0	0%

## Nationally Recognized Programs

Program Concentration Recognized by

Class B Music Education National Association for Schools of Music

## Educator Preparation Institutional Report Card

Performance on Required Content Knowledge and Pedagogy

**University of South Alabama - Master's - Principle of Learning and Teaching**

\* - Information not reported for less than five test takers

# of Class A Certificates Earned

35

Program Approval & Accreditation

Accredited/Approved Status

Accredited Yes

Approved Yes

Test Heading	Subtest	Total Test Takers	Passed After 1 Attempt	Passed After 1 Attempts %	Passed After 2 Attempts	Passed After 2 Attempts %	Passed After 3+ Attempts	Passed After 3 Attempts %
--------------	---------	-------------------	------------------------	---------------------------	-------------------------	---------------------------	--------------------------	---------------------------

## Nationally Recognized Programs

Program Concentration Recognized by

Class A Music Education National Association for Schools of Music

Class A School Counselor Council for Accreditation of Counseling and Related Educational Programs

## Educator Preparation Institutional Report Card

Performance on Required Content Knowledge and Pedagogy

**University of South Alabama - Master's - NOT IN ED Praxis Content Tests**

\* - Information not reported for less than five test takers

# of Class A Certificates Earned

35

Program Approval & Accreditation

Accredited/Approved	Status
Accredited	Yes
Approved	Yes

Test Heading	Subtest	Total Test Takers	Passed After 1 Attempt	Passed After 1 Attempts %	Passed After 2 Attempts	Passed After 2 Attempts %	Passed After 3+ Attempts	Passed After 3 Attempts %
Elementary Education	Multiple Subjects: Mathematics	6	5	83%	1	17%	0	0%
Elementary Education	Multiple Subjects: Science	6	6	100%	0	0%	0	0%
Elementary Education	Multiple Subjects: Social Studies	6	5	83%	0	0%	1	17%
English for Speakers of Other Languages	English for Speakers of Other Languages	*	*	*	*	*	*	*
English Language Arts	English Language Arts	7	7	100%	0	0%	0	0%
Mathematics	Mathematics	*	*	*	*	*	*	*
Sciences	Sciences	*	*	*	*	*	*	*
Social Studies	Social Studies	6	5	83%	0	0%	1	17%
Special Education	Multiple Subjects: Mathematics	5	4	80%	1	20%	0	0%
Special Education	Multiple Subjects: Science	5	5	100%	0	0%	0	0%
Special Education	Multiple Subjects: Social Studies	5	5	100%	0	0%	0	0%

## Nationally Recognized Programs

Program	Concentration	Recognized by
Class A	Music Education	National Association for Schools of Music
Class A	School Counselor	Council for Accreditation of Counseling and Related Educational Programs

## Educator Preparation Institutional Report Card

Performance on Required Content Knowledge and Pedagogy

### University of South Alabama - Master's - IN ED Praxis Content Tests

\* - Information not reported for less than five test takers

## # of Class A Certificates Earned

# 35

## Program Approval & Accreditation

Accredited/Approved	Status
Accredited	Yes
Approved	Yes

Test Heading	Subtest	Total Test Takers	Passed After 1 Attempt	Passed After 1 Attempts %	Passed After 2 Attempts	Passed After 2 Attempts %	Passed After 3+ Attempts	Passed After 3 Attempts %
Early Childhood Education	Early Childhood Education	*	*	*	*	*	*	*
Early Childhood Education	Teaching Reading	*	*	*	*	*	*	*
Elementary Education	Multiple Subjects: Reading	*	*	*	*	*	*	*
Elementary Education	Teaching of Reading	5	2	40%	3	60%	0	0%
Special Education	Core Knowledge/ Application	9	9	100%	0	0%	0	0%
Special Education	Multiple Subjects: Reading	*	*	*	*	*	*	*

## Nationally Recognized Programs

Program	Concentration	Recognized by
Class A	Music Education	National Association for Schools of Music
Class A	School Counselor	Council for Accreditation of Counseling and Related Educational Programs

## Educator Preparation Institutional Report Card

Performance on Required Content Knowledge and Pedagogy

### University of South Alabama - Master's - Foundations of Reading

\* - Information not reported for less than five test takers

### # of Class A Certificates Earned

# 35

### Program Approval & Accreditation

Accredited/Approved Status

Accredited Yes

Approved Yes

Test Heading	Subtest	Total Test Takers	Passed After 1 Attempt	Passed After 1 Attempts %	Passed After 2 Attempts	Passed After 2 Attempts %	Passed After 3+ Attempts	Passed After 3 Attempts %
Foundations of Reading	Foundations of Reading	*	*	*	*	*	*	*

### Nationally Recognized Programs

Program	Concentration	Recognized by
Class A	Music Education	National Association for Schools of Music
Class A	School Counselor	Council for Accreditation of Counseling and Related Educational Programs

# Educator Preparation Institutional Report Card

Performance on Required Content Knowledge and Pedagogy

**University of South Alabama - Master's - edTPA**

\* - Information not reported for less than five test takers

# of Class A Certificates Earned

**35**

Program Approval & Accreditation

Accredited/Approved	Status
Accredited	Yes
Approved	Yes

Test Heading	Subtest	Total Test Takers	Passed After 1 Attempt	Passed After 1 Attempts %	Passed After 2 Attempts	Passed After 2 Attempts %	Passed After 3+ Attempts	Passed After 3 Attempts %
Early Childhood Education	Early Childhood Education	*	*	*	*	*	*	*
Elementary Education	Elementary Education	6	6	100%	0	0%	0	0%
English for Speakers of Other Languages	English for Speakers of Other Languages	*	*	*	*	*	*	*
English Language Arts	English Language Arts	7	7	100%	0	0%	0	0%
Mathematics	Mathematics	*	*	*	*	*	*	*
Sciences	Sciences	*	*	*	*	*	*	*
Social Studies	Social Studies	6	6	100%	0	0%	0	0%
Special Education	Special Education	9	9	100%	0	0%	0	0%

## Nationally Recognized Programs

Program	Concentration	Recognized by
Class A	Music Education	National Association for Schools of Music
Class A	School Counselor	Council for Accreditation of Counseling and Related Educational Programs

# **Section III: Survey Results**



Response to the First & Second Year Teacher Survey created by the  
Alabama Association of Colleges for Teacher Education  
**University of South Alabama - Teacher Response**

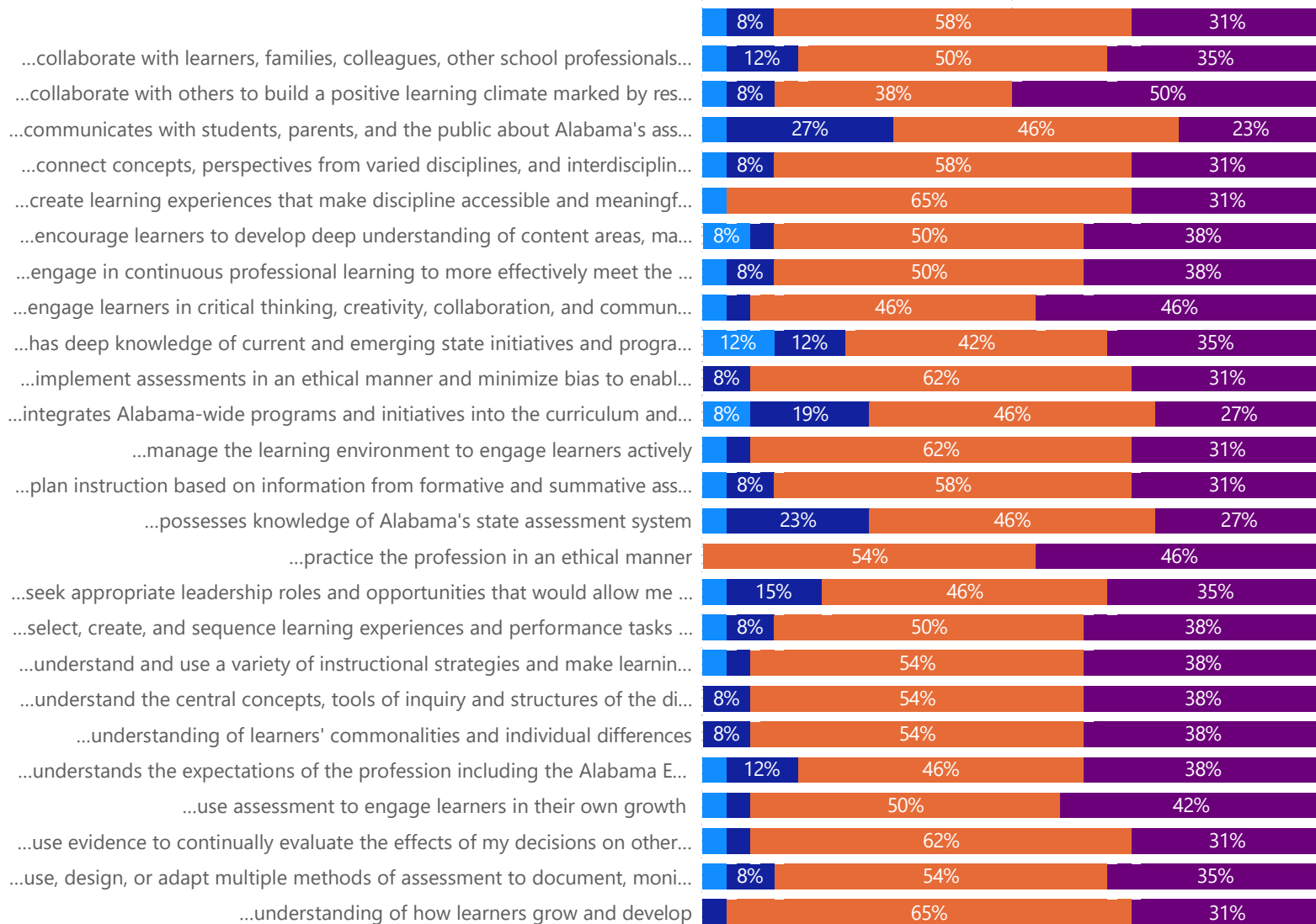
Question

University of South Alabama

26

respondents

● Strongly Disagree ● Disagree ● Agree ● Strongly Agree

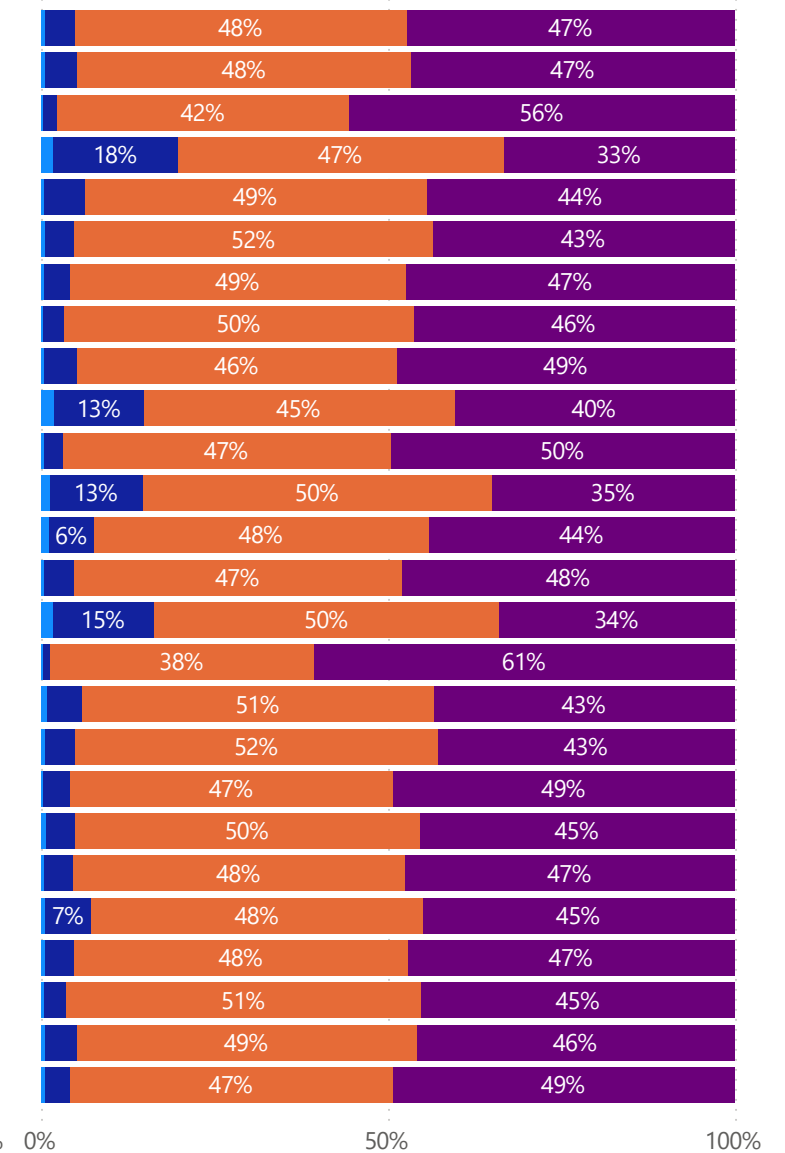


Alabama Statewide

1507

respondents

● Strongly Disagree ● Disagree ● Agree ● Strongly Agree



Response to the First & Second Year Teacher Survey created by the Alabama Association of Colleges for Teacher Education  
**University of South Alabama - Employer Response**

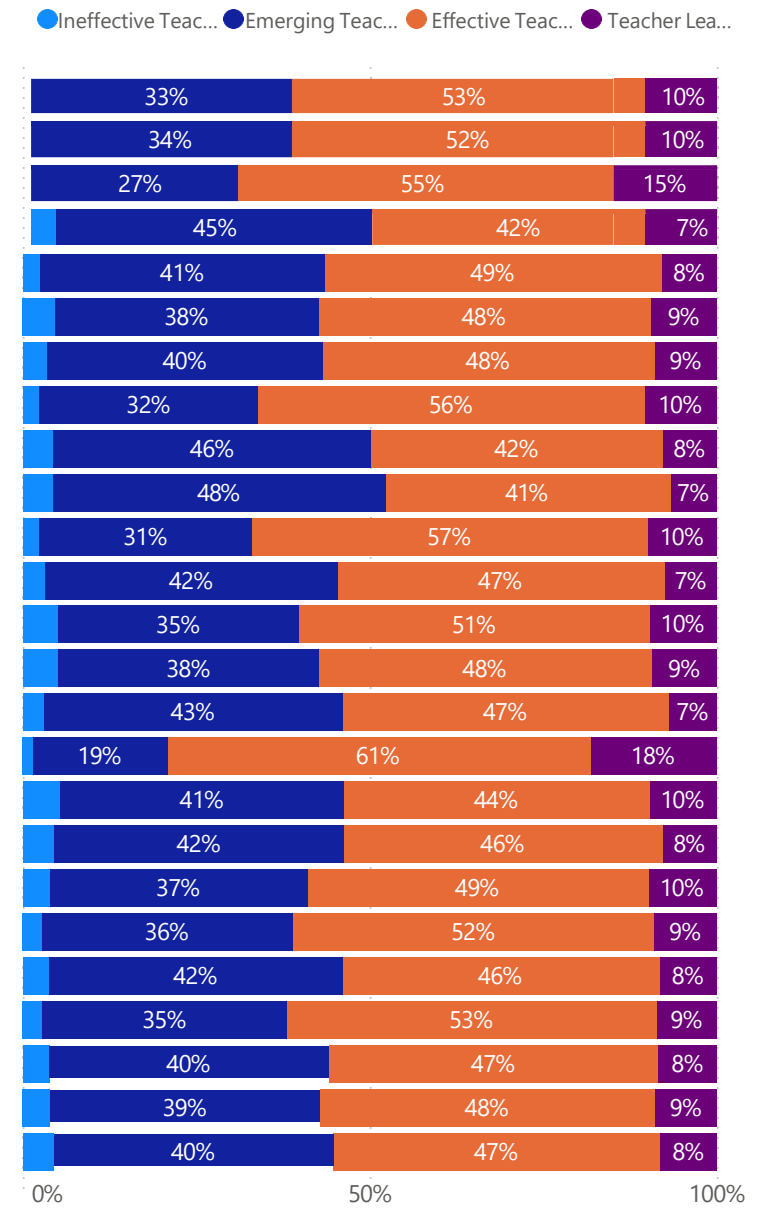
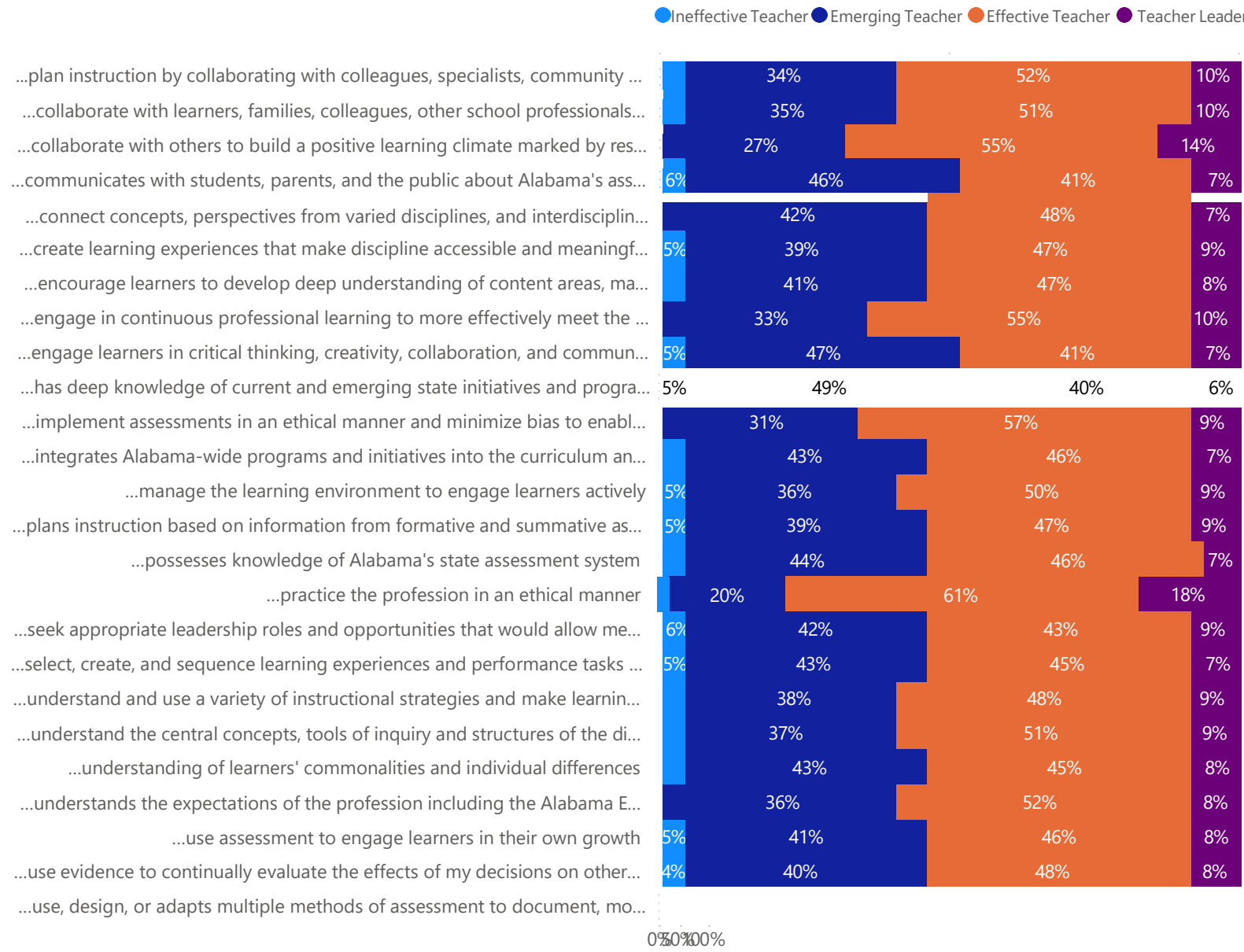
University of South Alabama

16  
respondents

Alabama Statewide

804  
respondents

Questions



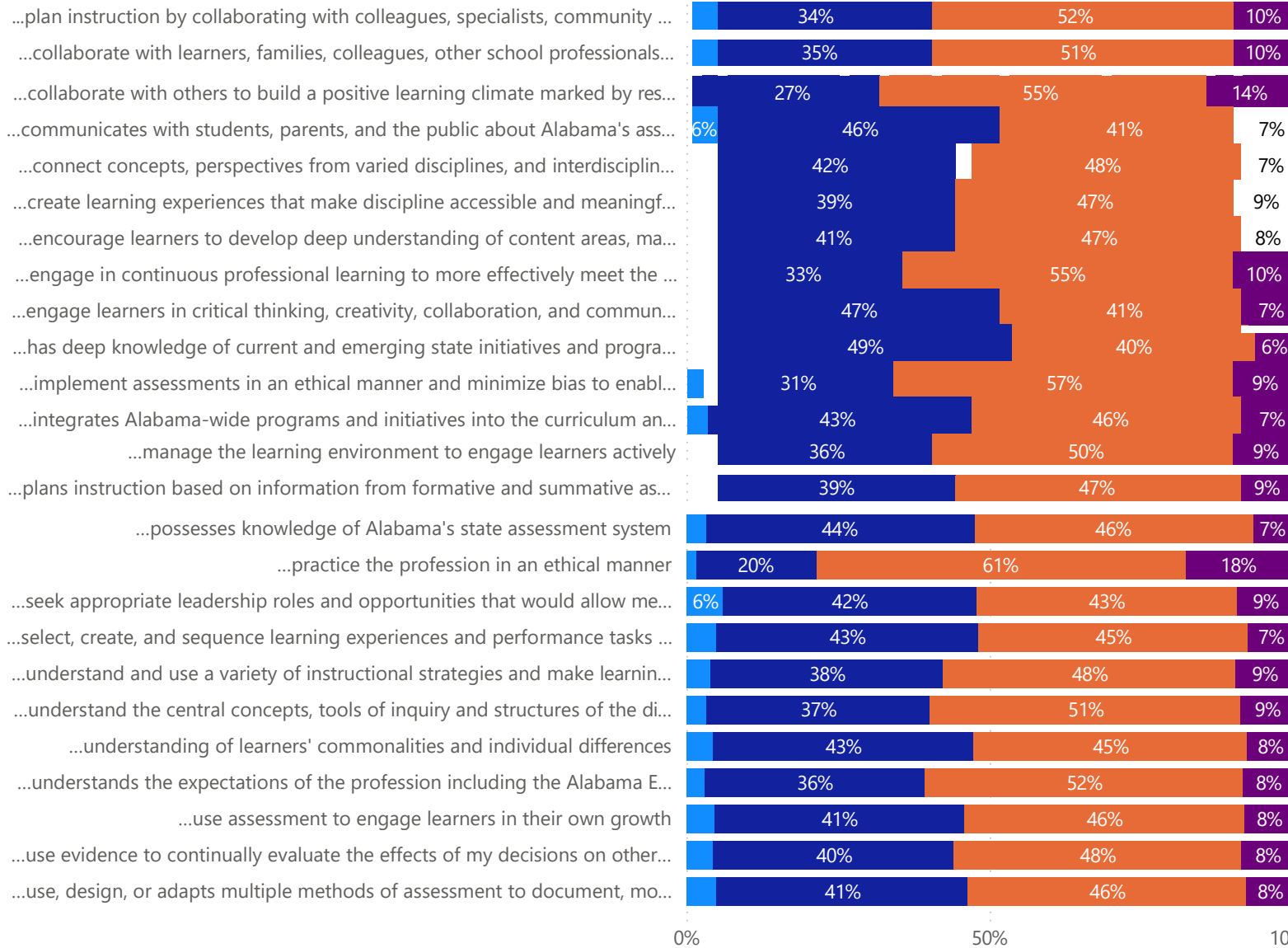
Response to the First & Second Year Teacher Survey created by the Alabama Association of Colleges for Teacher Education  
**University of South Alabama - Employer and Teacher Responses**

Questions

**Employer Response**

16 respondents

Ineffective Teacher Emerging Teacher Effective Teacher Teacher Leader



**Teacher Response**

26 respondents

Strongly Disagree Disagree Agree Strongly Agree

